
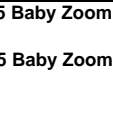










What Lamp goes in My Fixture?

Manufacturer	Fixture	Lamp	Wattage	Voltage	Life (in Hours)	Color Temp.	Lumens	Field Angle
Altman	65Q 6" Fresnel	BTL	500	120	500	3,050	11,000	n/a
		BTN	750	120	500	3,050	17,000	n/a
Altman	3" Fresnel	ESR	100	120	1,000	3,000	19,000	n/a
Altman	75Q 8" Fresnel	BVT	1,000	120	500	3,050	24,500	n/a
		BVV	1,000	120	200	3,200	28,500	n/a
Altman	3.5Q Ellipsoidal	EHD	500	120	2,000	3,000	10,000	n/a
		EHC/EHB	500	120	300	3,200	13,000	n/a
Altman	360Q 6x9, 6x12, 6x16, 6x22 New Style Speed Cap	HX400	375	115	300	3,200	10,000	n/a
		HX401	375	115	1,500	3,050	8,500	n/a
		HX604	575	115	400	3,250	15,500	n/a
		HX605	575	115	1,500	3,100	13,500	n/a
		HX600 / GKV	600	230	400	3,200	14,500	n/a
		HP600 / GLC	575	115	400	3,200	15,500	n/a
		HP600 / GLA	575	115	1,500	3,100	13,500	n/a
		HX754	750	115	300	3,200	21,500	n/a
Altman	360Q 6x9, 6x12, 6x16, 6x22 Old Style	HX755	750	115	1,500	3,050	18,250	n/a
		EHD	500	120	2,000	3,000	10,000	n/a
		EHC/EHB	500	120	300	3,200	13,000	n/a
		FLK/HX600	575	120	300	3,200	14,500	n/a
		HP600	575	120	300	3,200	15,500	n/a
		EHG	750	120	2,000	3,000	15,000	n/a
		EHF	750	120	300	3,200	20,000	n/a
		FEL*	1,000	120	300	3,200	n/a	n/a
*FEL Lamp exceeds rated wattage, but is commonly done.								
Altman	Shakespeare Ellipsoidal	HX400	375	115	300	3,200	10,000	n/a
		HX401	375	115	1,500	3,050	8,500	n/a
		HX604	575	115	400	3,250	15,500	n/a
		HX605	575	115	1,500	3,100	13,500	n/a
		HX600 / GKV	600	230	400	3,200	14,500	n/a
		HP600 / GLC	575	115	400	3,200	15,500	n/a
		HP600 / GLA	575	115	1,500	3,100	13,500	n/a
		HX754	750	115	300	3,200	21,500	n/a
Altman	Shakespeare Zoom Ellipsoidal	HX755	750	115	1,500	3,050	18,250	n/a
		HX400	375	115	300	3,200	10,000	n/a
		HX401	375	115	1,500	3,050	8,500	n/a
		HX604	575	115	400	3,250	15,500	n/a
		HX605	575	115	1,500	3,100	13,500	n/a
		HX600 / GKV	600	230	400	3,200	14,500	n/a
		HP600 / GLC	575	115	400	3,200	15,500	n/a
		HP600 / GLA	575	115	1,500	3,100	13,500	n/a
		HX754	750	115	300	3,200	21,500	n/a
		HX755	750	115	1,500	3,050	18,250	n/a

Altman		Micro-Flood	EYF	75	12	4,000	n/a	n/a	14			
			EYJ	75	12	4,000	n/a	n/a	25			
			EYC	75	12	4,000	n/a	n/a	42			
			EXT	50	12	5,000	n/a	n/a	14			
			EXN	50	12	5,000	n/a	n/a	40			
			EZX	20	12	4,000	n/a	n/a	7			
			BAB	20	12	4,000	n/a	n/a	40			
Altman		4.5 Baby Zoom - MC	EHT	250	120	2,000	2,900	4,850	n/a			
			EVR	500	120	2,000	3,000	10,000	n/a			
			EHD	500	120	2,000	3,000	10,000	n/a			
			EHC/EHB	500	120	300	3,150	10,000	n/a			
			EHG	750	120	2,000	3,000	15,000	n/a			
			EHF	750	120	300	3,200	20,000	n/a			
Altman		Micro-Ellipse	EYJ	75	12	4,000	n/a	n/a	25			
			EYC	75	12	4,000	n/a	n/a	42			
			EXT	50	12	5,000	n/a	n/a	14			
			EXN	50	12	5,000	n/a	n/a	40			
			EZX	20	12	4,000	n/a	n/a	7			
			BAB	20	12	4,000	n/a	n/a	40			
			Altman	Master Ellipse	CDM 70	70	120	10,000	3,000	n/a	n/a	
Altman		Micro Par	50PAR20NSP	50	120	2,000	3,200	n/a	12			
			50PAR20NFL	50	120	2,000	3,200	n/a	32			
			50PAR16NSP	50	120	2,000	3,200	n/a	18			
Altman		Star Par	HX400	375	115	300	3,200	10,000	n/a			
			HX401	375	115	1,500	3,050	8,500	n/a			
			HX604	575	115	400	3,250	15,500	n/a			
			HX605	575	115	1,500	3,100	13,500	n/a			
			HX600 / GKV	600	230	400	3,200	14,500	n/a			
			HP600 / GLC	575	115	400	3,200	15,500	n/a			
			HP600 / GLA	575	115	1,500	3,100	13,500	n/a			
Altman		PAR 38	100R/FL	100	120	2,000	2,700	900	60°			
			100R/SP	100	120	2,000	2,775	5,000	36°			
			120BR40/FL	120	120	2,000	2,900	—	60°			
			120BR40/SP	120	120	2,000	2,900	—	20°			
			120PAR/CAP/FL30°	120	120	3,000	2,950	4,600	30°			
			120PAR/CAP/SP9°	120	120	3,000	2,950	22,500	9°			
			250KR38/FL	250	120	4,000	2,850	6,100	60°			
			250KR38/SP	250	120	4,000	2,850	14,200	35°			
			Q250PAR38/FL	250	120	6,000	2,900	6,500	60°			
			Q250PAR38/SP	250	120	6,000	2,900	28,000	24°			
			300R/FL	300	120	2,000	2,775	2,900	60°			
			300R/SP	300	120	2,000	2,775	14,000	24°			
			Altman		PAR 46	Par46/3MFL	150	120	2,000	2,800	8,000	25 x 39
						PAR46/3NSP	200	120	2,000	2,800	32,500	17 x 23
PAR46/3MFL	200	120				2,000	2,800	11,200	20 x 40			
PAR46/3VVFL	200	120				2,000	2,800	1,550	63 x 65			

Altman	PAR 56 	Q500 PAR56/NSP	500	120	4,000	3,000	4,900	15°x32°
		Q500 PAR56/MFL	500	120	4,000	3,000	5,700	20°x42°
		Q500 PAR56/WFL	500	120	4,000	3,000	5,725	34°x66°
		300 PAR56/NSP	300	120	2,000	2,800	1,800	15°x20°
		300 PAR56/MFL	300	120	2,000	2,800	2,000	20°x35°
		300 PAR56/WFL	300	120	2,000	2,800	2,100	30°x60°
Altman	PAR 64 	Q1000 PAR64/1	1,000	120	600	3,200	11,000	10°x24°
		Q1000 PAR64/2	1,000	120	600	3,200	12,000	14°x26°
		Q1000 PAR64/5	1,000	120	600	3,200	14,000	21°x44°
		Q1000 PAR64/6	1,000	120	600	3,200	19,000	45°x71°
		Q1000 PAR64/NSP	1,000	120	4,000	3,000	8,500	14°x31°
		Q1000 PAR64/MFL	1,000	120	4,000	3,000	10,000	22°x45°
		Q1000 PAR64/WFL	1,000	120	4,000	3,000	13,500	45°x72°
		500 PAR64/NSP	500	120	2,000	2,800	3,000	13°x20°
		500 PAR64/MFL	500	120	2,000	2,800	3,400	20°x35°
		500 PAR64/WFL	500	120	2,000	2,800	3,500	35°x65°
Altman	10" Scoop	400 G/FL	400	120	800	2,850	6,800	n/a
Altman	14" Scoop	300 or 300IF	300	120	1,000	3,000	5,820	n/a
		500 or 500IF	500	120	1,000	3,050	10,600	n/a
		750 or 750IF	750	120	1,000	3,050	17,040	n/a
		1000 or 1000IF	1,000	120	1,000	3,100	23,740	n/a
		DSE	1,000	120	750	3,200	27,000	n/a
		DKZ /Q1000 PS52	1,000	120	750	3,200	28,000	n/a
Altman	18" Scoop	500 or 500IF	500	120	1,000	3,050	10,600	n/a
		750 or 750IF	750	120	1,000	3,500	17,040	n/a
		1000 or 1000IF	1,000	120	1,000	3,100	23,740	n/a
		DSE	1,000	120	750	3,200	27,000	n/a
		DKZ/Q1000 PS52/4	1,000	120	750	3,200	28,000	n/a
		1500 PS52	1,500	120	1,000	3,050	34,000	n/a
		DKX/Q1500 PS52/4	1,500	120	1,000	3,200	41,000	n/a
Altman	16" Scoop	Q500 T3	500	120	2,000	3,000	10,800	n/a
		EDN/Q500 T3/4	500	120	400	3,200	12,800	n/a
		DNT/Q750 T3/4	750	120	400	3,000	19,500	n/a
		FHM/Q1000 T3/4	1,000	120	400	3,000	27,300	n/a
		FCM/Q1000 T3/4CL	1,000	120	400	3,200	28,000	n/a
Altman	Luminator Followspot 	FLE	360	120	75	3,300	n/a	n/a
		ENX	360	120	75	3,300	n/a	n/a
		FXL	410	120	38	3,300	n/a	n/a

Altman	1000Q Followspot	HX754	750	120	300	3,200	n/a	n/a
		FEL	1,000	120	300	3,200	n/a	n/a



Altman	Comet Followspot	FLE	360	120	75	3,300	n/a	n/a
		ENX	360	120	75	3,300	n/a	n/a
		FXL	410	120	38	3,300	n/a	n/a



Altman	Satellite - 1 Followspot	575 DE HMI	575	120	n/a	n/a	n/a	n/a
---------------	---------------------------------	------------	-----	-----	-----	-----	-----	-----



Altman	902 Spotlight	DTA	1,500	120	n/a	n/a	n/a	n/a
---------------	----------------------	-----	-------	-----	-----	-----	-----	-----

Altman	Explorer	HMI 1200	1,200	120	n/a	n/a	n/a	n/a
---------------	-----------------	----------	-------	-----	-----	-----	-----	-----





Altman	Dyna-Spot	DTA	1,500	120	n/a	n/a	n/a	n/a
--------	-----------	-----	-------	-----	-----	-----	-----	-----

Altman

Voyager Followspot

HTI 400

n/a

n/a

n/a

n/a



Altman	R-40 Strip	100R/FL	100	120	2,000	2,700	n/a	60°
--------	------------	---------	-----	-----	-------	-------	-----	-----





100R/SP	100	120	2,000	2,775	n/a	36°
120BR40/FL	120	120	2,000	2,900	n/a	60°
120BR40/SP	120	120	2,000	2,900	n/a	20°
120PAR/CAP/FL30°	120	120	3,000	2,950	n/a	30°
120PAR/CAP/SP9°	120	120	3,000	2,950	n/a	9°
250KR38/FL	250	120	4,000	2,850	n/a	60°
250KR38/SP	250	120	4,000	2,850	n/a	35°
Q250PAR38/FL	250	120	6,000	2,900	n/a	60°
Q250PAR38/SP	250	120	6,000	2,900	n/a	24°
300R/FL	300	120	2,000	2,775	n/a	60°
300R/SP	300	120	2,000	2,775	n/a	24°






Altman





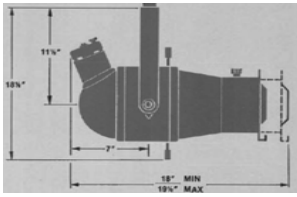
FC-1

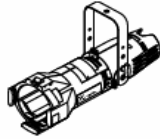


EHM / QT3/CL	300	120	2,000	3,200	6,000	Clear
EHZ / QT3	300	130	2,000	3,000	5,900	Frost
QT3/CL	300	230	2,000	2,900	5,600	Clear
QT3/CL/HIR	350	120	2,000	3,000	10,000	Clear
QT2/4/FDF/HIR	350	120	400	3,200	13,250	Frost
FCL / QT3/CL	500	120	2,000	3,200	11,000	Clear
FCZ / QT3	500	120	2,000	3,000	10,800	Frost
FDF / QT3/4CL	500	120	400	3,200	13,250	Clear
FDN/ QT3/4	500	120	400	3,200	12,800	Frost
QT3/CL/6	500	120	1,500	3,000	10,950	Clear
DVS / QT3/CL	500	230	2,000	3,000	10,550	Clear
QT3/CL	500	230	2,000	2,900	9,900	Clear
QT3/4/EJG/HIR	525	120	400	3,200	20,600	Frost
QT3/4/FCM/HIR	650	120	400	3,200	25,200	Frost
EJG / QT3/4CL	750	120	400	3,200	20,600	Clear
EMD / QT3/4	750	120	400	3,200	19,500	Frost
EMF / QT3/4	800	240	250	3,200	21,400	Frost
FCM / QT3/4CL	1,000	120	400	3,200	28,000	Clear
FHM / QT3/4	1,000	120	400	3,200	27,300	Frost
QT3/4CL	1,000	220	300	3,200	25,500	Clear

		ELJ / QT5/CL	1,050	120	75	3,200	30,000	Clear
		DWY / QT6/CL	1,000	120	2,000	3,200	23,400	Clear
		FER / QT6/CL	1,000	120	500	3,200	27,500	Clear
		QT3/4/FFT/HIR	675	120	400	3,200	26,000	Clear
		FFT / QT3/1CL	1,000	120	400	3,200	26,400	Clear
		QT3/1CL	1,000	120	300	3,200	27,000	Clear
		FDB / QT4/4CL	1,500	120	400	3,200	41,200	Clear
		FGT / QT4/4	1,500	120	400	3,200	40,200	Frost
Altman	EC-1	EHM / QT3/CL	300	120	2,000	2,300	6,000	Clear
		EHZ / QT3	300	130	2,000	3,000	5,900	Frost
		QT3/CL	300	230	2,000	2,900	5,600	Clear
		QT3/CL/HIR	350	120	2,000	3,000	10,000	Clear
		QT2/4/FDF/HIR	350	120	400	3,200	13,250	Frost
		FCL / QT3/CL	500	120	2,000	3,200	11,000	Clear
		FCZ / QT3	500	120	2,000	3,000	10,800	Frost
		FDF / QT3/4CL	500	120	400	3,200	13,250	Clear
		FDN / QT3/4	500	120	400	3,200	12,800	Frost
		QT3/CL/6	500	120	1,500	3,200	10,950	Clear
		DVS / QT3/CL	500	230	2,000	3,000	10,550	Clear
		QT3/CL	500	230	2,000	2,900	9,900	Clear
		QT3/4/EJG/HIR	525	120	400	3,200	20,600	Frost
		QT3/4/FCM/HIR	650	120	400	3,200	25,200	Frost
		EJG / QT3/4CL	750	120	400	3,200	20,600	Clear
		EMD / QT3/4	750	120	400	3,200	19,500	Frost
		EMF / QT3/4	800	240	250	3,200	21,400	Frost
		FCM / QT3/4CL	1,000	120	400	3,200	28,000	Clear
		FHM / QT3/4	1,000	120	400	3,200	27,300	Frost
		QT3/4CL	1,000	220	300	3,200	25,500	Clear
		ELJ / QT5/CL	1,050	120	75		30,000	Clear
		DWT / QT6/CL	1,000	120	2,000	3,200	23,400	Clear
		FER / QT6/CL	1,000	120	500	3,200	27,500	Clear
		FEY	2,000	120	400		57,000	Clear
		QT3/4/FFT/HIR	675	120	400	3,200	26,000	Clear
		FFT / QT3/1CL	1,000	120	400	3,200	26,400	Clear
		QT3/1CL	1,000	120	300	3,200	27,000	Clear
		FDB / QT4/4CL	1,500	120	400	3,200	41,200	Clear
		FGT / QT4/4	1,500	120	400	3,200	40,200	Frost
		FFW	2,000	120	125	3,200	57,000	Clear
		FFW/FR	2,000	120	125	3,200	55,000	Frost
Altman	Ground Cyc	FCM	1,000	120	300	3,200	27,500	n/a
		FHM	1,000	120	300	3,200	26,000	n/a
		EJG	750	120	400	3,200	20,000	n/a
		EMD	750	120	400	3,200	19,500	n/a
		FDF	500	120	400	3,200	13,250	n/a
		FDN	500	120	400	3,200	12,800	n/a
		FCL	500	120	2,000	3,000	10,950	n/a
		FCZ	500	120	2,000	3,000	10,700	n/a
		EHM	300	120	2,000	2,950	5,950	n/a
		EHZ	300	120	2,000	2,950	5,900	n/a
Altman	Sky-Cyc	FDB	1,500	120	400	3,200	41,200	n/a
		FGT	1,500	120	400	3,200	40,200	n/a
		FFT	1,000	120	400	3,200	26,400	n/a

Altman	Zip Strip 	EYF	75	12	4,000	3,050	11,000	14°
		EYJ	75	12	4,000	3,050	4,500	25°
		EYC	75	12	4,000	3,050	2,000	40°
		FPA	65	12	3,000	3,000	11,000	14°
		FPC	65	12	3,000	3,000	4,500	27°
		FPB	65	12	3,000	3,000	2,000	38°
		EXT	50	12	5,000	3,050	9,000	13°
		EXZ	50	12	5,000	3,050	2,500	24°
		EXK	50	12	5,000	3,050	2,000	32°
		EXN	50	12	5,000	3,050	1,500	40°
		EYR/EYS/EZY	42	12	3,500	3,000	11,000	10°
		EYS	42	12	5,000	3,000	2,700	20°
		EYP	42	12	4,000	3,000	1,000	36°
		EZX	20	12	3,000	2,900	8,000	8°
		ESX	20	12	4,000	2,900	3,200	12°
		BBF	20	12	3,000	2,900	1,000	24°
		BAB	20	12	4,000	2,900	450	36°
Altman	Micro Strip 	FTB	20	12	3,500	2,900	n/a	10°
		FTC	20	12	3,500	2,900	n/a	17°
		FTD	20	12	3,500	2,900	n/a	30°
		FTE	35	12	3,500	2,900	n/a	8°
		FTF	35	12	3,500	2,900	n/a	20°
		FTH	35	12	3,500	2,900	n/a	30°
Altman	Q-Lite 	FCM	1,000	120	300	3,200	27,500	Clear
		FHM	1,000	120	300	3,200	26,000	Frost
		EJG	750	120	400	3,200	20,000	Clear
		EMD	750	120	400	3,200	19,500	Frost
		FDG	500	120	400	3,200	13,250	Clear
		FDN	500	120	400	3,200	12,800	Frost
		FCL	500	120	2,000	3,000	10,950	Clear
		FCZ	500	120	2,000	3,000	10,700	Frost
		EHM	300	120	2,000	2,950	5,950	Clear
		EHZ	300	120	2,000	2,950	5,900	Frost
Altman	Q-Lite Junior **Discontinued 2007** 	FAD	650	120	100	3,200	16,500	Clear
		FBX	650	120	100	3,200	16,000	Frost
		DWY	650	120	25	3,400	20,000	Clear
		FCA	650	120	25	3,400	19,000	Frost
		FFM	240	120	75	3,200	11,000	Clear
		FDA	200	120	250	3,200	10,400	Frost
		EHR S	200	120	2,000	3,000	7,800	Clear
		EHR GE	200	120	2,000	2,900	7,750	Frost
		EHP S	300	120	2,500	3,000	5,600	Clear
		EHP GE	300	120	2,500	2,900	5,650	Frost
		EHX	300	120	2,500	3,000	4,900	Clear
Altman	Soft Lite and Soft Lite Jr. 	FCM	1,000	120	300	3,200	27,500	Clear
		FHM	1,000	120	300	3,200	26,000	Frost
		EJG	750	120	400	3,200	20,000	Clear
		EMD	750	120	400	3,200	19,500	Frost
		FDG	500	120	400	3,200	13,250	Clear
		FDN	500	120	400	3,200	12,800	Frost
		FCL	500	120	2,000	3,000	10,950	Clear
		FCZ	500	120	2,000	3,000	10,700	Frost

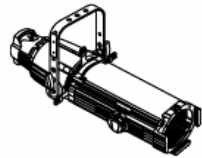
		EHM	300	120	2,000	2,950	5,950	Clear
		EHZ	300	120	2,000	2,950	5,900	Frost
Altman	250 Watt Blacklight	MHL-250	250	125	500	n/a	n/a	n/a
								
altman	40 Watt Blacklight	40W-F40BLB	40	120	3,000	n/a	n/a	n/a
								
Altman	400 Watt Fresnel Blacklight	HPA-400/30-S	380	133				
		MHL450	400	140				
								
Altman	6x8	EGE	500	120	2,000	3,000	10,000	n/a
		EGG	750	120	2,000	3,000	15,000	n/a
								
ETC	Source Four Ellipsoidal	HPL 750/115	750	115	21,900	3,250°	21,900	n/a
		HPL 575/115	575	115	16,520	3,250°	16,520	n/a
		HPL 575/115X	575	115	12,360	3,050°	12,360	n/a
		HPL 575/120	575	120	16,460	3,250°	16,460	n/a
		HPL 375/115	375	115	10,540	3,200°	10,540	n/a
		HPL 375/115X	375	115	8,060	3,000°	8,060	n/a
		HPL 550/77*	550	77	16,170	3,250°	16,170	n/a
		HPL 550/77X*	550	77	12,160	3,050°	12,160	n/a
		HPL 750/230	750	230	19,400	3,200°	19,400	n/a
		HPL 750/240	750	240	19,400	3,200°	19,400	n/a
		HPL 575/230	575	230	14,900	3,200°	14,900	n/a
		HPL 575/240	575	240	14,900	3,200°	14,900	n/a
		HPL 575/230X	575	230	11,780	3,050°	11,780	n/a
		HPL 575/240X	575	240	11,780	3,050°	11,780	n/a
		HPL 375/230X	375	230	7,800	3,050°	7,800	n/a
		HPL 375/240X	375	240	7,800	3,050°	7,800	n/a
ETC	Source Four Jr. Ellipsoidal	HPL 575/115	575	115	300	3,250°	16,520	n/a



HPL 575/115X	575	115	2,000	3,050°	12,360	n/a
HPL 575/120	575	120	300	3,250°	16,460	n/a
HPL 375/115	375	115	300	3,250°	10,540	n/a
HPL 375/115X	375	115	1,000	3,050°	8,060	n/a
HPL 550/77*	550	77	300	3,250°	16,170	n/a
HPL 550/77X*	550	77	2,000	3,050°	12,160	n/a
HPL 575/230	575	230	300	3,200°	14,900	n/a
HPL 575/240	575	240	300	3,200°	14,900	n/a
HPL 575/230X	575	230	1,500	3,050°	11,780	n/a
HPL 575/240X	575	240	1,500	3,050°	11,780	n/a
HPL 375/230X	375	230	1,000	3,050°	7,800	n/a
HPL 375/240X	375	240	1,000	3,050°	7,800	n/a

ETC

Source Four Zoom



HPL 750/115	750	115	21,900	3,250°	21,900	a
HPL 575/115	575	115	16,520	3,250°	16,520	n/a
HPL 575/115X	575	115	12,360	3,050°	12,360	n/a
HPL 575/120	575	120	16,460	3,250°	16,460	n/a
HPL 375/115	375	115	10,540	3,200°	10,540	n/a
HPL 375/115X	375	115	8,060	3,000°	8,060	n/a
HPL 550/77*	550	77	16,170	3,250°	16,170	n/a
HPL 550/77X*	550	77	12,160	3,050°	12,160	n/a
HPL 750/230	750	230	19,400	3,200°	19,400	n/a
HPL 750/240	750	240	19,400	3,200°	19,400	n/a
HPL 575/230	575	230	14,900	3,200°	14,900	n/a
HPL 575/240	575	240	14,900	3,200°	14,900	n/a
HPL 575/230X	575	230	11,780	3,050°	11,780	n/a
HPL 575/240X	575	240	11,780	3,050°	11,780	n/a
HPL 375/230X	375	230	7,800	3,050°	7,800	n/a
HPL 375/240X	375	240	7,800	3,050°	7,800	n/a

ETC

Source Four Jr. Zoom



HPL 575/115	575	115	300	3,250°	16,520	n/a
HPL 575/115X	575	115	2,000	3,050°	12,360	n/a
HPL 575/120	575	120	300	3,250°	16,460	n/a
HPL 375/115	375	115	300	3,250°	10,540	n/a
HPL 375/115X	375	115	1,000	3,050°	8,060	n/a
HPL 550/77*	550	77	300	3,250°	16,170	n/a
HPL 550/77X*	550	77	2,000	3,050°	12,160	n/a
HPL 575/230	575	230	300	3,200°	14,900	n/a
HPL 575/240	575	240	300	3,200°	14,900	n/a
HPL 575/230X	575	230	1,500	3,050°	11,780	n/a
HPL 575/240X	575	240	1,500	3,050°	11,780	n/a
HPL 375/230X	375	230	1,000	3,050°	7,800	n/a
HPL 375/240X	375	240	1,000	3,050°	7,800	n/a

ETC

Source Four Par

HPL 750/115	750	115	300	3,250°	21,900	n/a
HPL 575/115	575	115	300	3,250°	16,520	n/a
HPL 575/115X	575	115	2,000	3,050°	12,360	n/a
HPL 575/120	575	120	300	3,250°	16,460	n/a
HPL 375/115	375	115	300	3,200°	10,540	n/a
HPL 375/115X	375	115	1,000	3,000°	8,060	n/a
HPL 550/77*	550	77	300	3,250°	16,170	n/a
HPL 550/77X*	550	77	2,000	3,050°	12,160	n/a
HPL 750/230	750	230	300	3,200°	19,400	n/a
HPL 750/240	750	240	300	3,200°	19,400	n/a
HPL 575/230	575	230	400	3,200°	14,900	n/a
HPL 575/240	575	240	400	3,200°	14,900	n/a

		HPL 575/230X	575	230	1,500	3,050°	11,780	n/a
		HPL 575/240X	575	240	1,500	3,050°	11,780	n/a
		HPL 375/230X	375	230	1,000	3,050°	7,800	n/a
		HPL 375/240X	375	240	1,000	3,050°	7,800	n/a
ETC	Source Four Parnel	HPL 750/115	750	115	300	3,250°	21,900	n/a
		HPL 575/115	575	115	300	3,250°	16,520	n/a
		HPL 575/115X	575	115	2,000	3,050°	12,360	n/a
		HPL 575/120	575	120	300	3,250°	16,460	n/a
		HPL 375/115	375	115	300	3,200°	10,540	n/a
		HPL 375/115X	375	115	1,000	3,000°	8,060	n/a
		HPL 550/77*	550	77	300	3,250°	16,170	n/a
		HPL 550/77X*	550	77	2,000	3,050°	12,160	n/a
		HPL 750/230	750	230	300	3,200°	19,400	n/a
		HPL 750/240	750	240	300	3,200°	19,400	n/a
		HPL 575/230	575	230	400	3,200°	14,900	n/a
		HPL 575/240	575	240	400	3,200°	14,900	n/a
		HPL 575/230X	575	230	1,500	3,050°	11,780	n/a
		HPL 575/240X	575	240	1,500	3,050°	11,780	n/a
		HPL 375/230X	375	230	1,000	3,050°	7,800	n/a
		HPL 375/240X	375	240	1,000	3,050°	7,800	n/a
ETC	Revolution	QXL77	77	120	300	3,200		
		QXL77X	77	120	1,500	3,200		
ETC	Source Four HID	Phillips Mastercolor	150	96	9,000	3,000	13,500	n/a
	S4 Jr. HID, S4 Par HID	CDM						
L&E	4 1/2" Fresnel	HX400	400	120	300	3,200	10,000	n/a
		EHD	500	120	2,000	3,000	10,600	n/a
		EHC	500	120	300	3,200	13,000	n/a
		FLK	575	120	300	3,200	16,500	n/a
		FLK/LL	575	120	2,000	2,950	12,800	n/a
		HP600	575	120	300	3,200	15,500	n/a
L&E	6" Fresnel	BTL	500	120	500	3,050	11,000	n/a
		BTM	500	120	100	3,200	13,000	n/a
		BTN	750	120	500	3,050	17,000	n/a
		BTP	750	120	200	3,200	20,000	n/a
L&E	6" 1Kw Fresnel	BTL	500	120	800	3,050	11,000	n/a
		BTM	500	120	100	3,200	13,000	n/a
		BTN	750	120	500	3,050	17,000	n/a
		BTP	750	120	200	3,200	20,000	n/a
		BTR	1,000	120	250	3,200	28,500	n/a
L&E	8" Fresnel	BVT	1,000	120	500	3,050	23,000	n/a

(Discontinued)



BVV	1,000	120	200	3,200	27,500	n/a
CWZ	1,500	120	325	3,200	38,500	n/a

L&E

14" Focusing Scoop
(Discontinued)



EGE	500	120	2,000	3,000	10,450	n/a
EGC	500	120	500	3,200	12,700	n/a
EGG	750	120	2,000	3,000	15,750	n/a
EGF	750	120	500	3,200	20,400	n/a
EGJ	1,000	120	500	3,200	27,500	n/a

L&E


14" Scoop
(Discontinued)



1000/99	1,000	120	2,500	2,650	19,800	n/a
DKZ	1,000	120	750	3,200	28,000	n/a
1500/99	1,500	120	2,500	2,650	30,200	n/a
DKX	1,500	120	1,000	3,200	41,000	n/a

L&E


Aluminum Ministrip



FRB	35	12	5,000	3,000	n/a	30°
FRA	35	12	5,000	3,000	n/a	36°
FMW	35	12	5,000	3,000	n/a	64°
EXT	50	12	6,000	3,050	n/a	30°
EXZ	50	12	6,000	3,050	n/a	40°
EXN	50	12	6,000	3,050	n/a	64°
FNV	50	12	6,000	3,050	n/a	95°
EYF	71	12	4,000	3,050	n/a	30°
EYJ	71	12	4,000	3,050	n/a	60°
EYC	71	12	4,000	3,050	n/a	74°
EYF	75	12	3,500	3,000	n/a	30°
EYJ	75	12	3,500	3,000	n/a	40°
EYC	75	12	3,500	3,000	n/a	64°

L&E

Baby Broad




EHM	300	120	2,000	2,950	5,900	Clear
EHZ	300	120	2,000	2,950	5,770	Frost
FCL	500	120	2,000	3,000	10,000	Clear
FCZ	500	120	2,000	3,000	10,700	Frost
FDZ	500	120	400	3,200	13,000	Clear
FDN	500	120	400	3,200	12,800	Frost
FCM/HIR	650	120	400	3,275	26,400	Clear
EJG	750	120	400	3,200	20,600	Clear
EMD	750	120	400	3,200	19,500	Frost
FCM	1,000	120	400	3,200	28,000	Clear
FHM	1,000	120	400	3,200	27,300	Frost
FFT/HIR	675	120	400	3,250	26,400	Clear
FFT	1,000	120	500	3,200	26,400	Clear

L&E

Broad Cyc



EHM	300	120	2,000	2,950	5,900	Clear
EHZ	300	120	2,000	2,950	5,770	Frost
FCL	500	120	2,000	3,000	10,000	Clear
FCZ	500	120	2,000	3,000	10,700	Frost
FDZ	500	120	400	3,200	13,000	Clear
FDN	500	120	400	3,200	12,800	Frost



FCM/HIR	650	120	400	3,275	26,400	Clear
EJG	750	120	400	3,200	20,600	Clear
EMD	750	120	400	3,200	19,500	Frost
FCM	1,000	120	400	3,200	28,000	Clear
FHM	1,000	120	400	3,200	27,300	Frost
FFT/HIR	675	120	400	3,250	26,400	Clear
FFT	1,000	120	500	3,200	26,400	Clear
FDB	1,500	120	400	3,200	41,200	Clear
FGT	1,500	120	400	3,200	40,200	Frost
FFW	2,000	120	125	3,200	55,000	Clear

L&E

Cyc Strip



EHM	300	120	2,000	2,950	5,900	Clear
EHZ	300	120	2,000	2,950	5,770	Frost
FCL	500	120	2,000	3,000	10,000	Clear
FCZ	500	120	2,000	3,000	10,700	Frost
FDZ	500	120	400	3,200	13,000	Clear
FDN	500	120	400	3,200	12,800	Frost
FCM/HIR	650	120	400	3,275	26,400	Clear
EJG	750	120	400	3,200	20,600	Clear
EMD	750	120	400	3,200	19,500	Frost
FCM	1,000	120	400	3,200	28,000	Clear
FHM	1,000	120	400	3,200	27,300	Frost

L&E

Ellipsoidal



HX400	400	120	300	3,200	10,000	n/a
EHD	500	120	2,000	3,000	10,600	n/a
EHC	500	120	300	3,200	13,000	n/a
FLK	575	120	300	3,200	16,500	n/a
FLK/LL	575	120	2,000	2,950	12,800	n/a
HP600	575	120	300	3,200	15,500	n/a
EHG	750	120	2,000	3,000	15,400	n/a
EHF	750	120	300	3,200	20,400	n/a

L&E

Little Dipper



HX400	400	120	300	3,200	10,000	n/a
EHD	500	120	2,000	3,000	10,600	n/a
EHC	500	120	300	3,200	13,000	n/a
FLK	575	120	300	3,200	16,500	n/a
FLK/LL	575	120	2,000	2,950	12,800	n/a
GLC	575	120	300	3,200	15,500	n/a
GLA	575	120	1,500	3,100	13,500	n/a

L&E

Mini Followspot



DYS	600	120	75	3,200	17,000	n/a
FLK	575	120	300	3,200	16,500	n/a
FLK/LL	575	120	2,000	2,950	12,800	n/a
HP600	575	120	300	3,200	15,500	n/a

L&E

Mini Flood



EHM	300	120	2,000	2,950	5,900	Clear
EHZ	300	120	2,000	2,950	5,770	Frost
FCL	500	120	2,000	3,000	10,000	Clear
FCZ	500	120	2,000	3,000	10,700	Frost
FDZ	500	120	400	3,200	13,000	Clear
FDN	500	120	400	3,200	12,800	Frost
FCM/HIR	650	120	400	3,275	26,400	Clear
EJG	750	120	400	3,200	20,600	Clear







EMD	750	120	400	3,200	19,500	Frost
FCM	1,000	120	400	3,200	28,000	Clear
FHM	1,000	120	400	3,200	27,300	Frost

L&E

MiniStrip



FRB	35	12	5,000	3,000	n/a	12°
FRA	35	12	5,000	3,000	n/a	20°
FMW	35	12	5,000	3,000	n/a	40°
EXT	50	12	6,000	3,050	n/a	15°
EXZ	50	12	6,000	3,050	n/a	25°
EXN	50	12	6,000	3,050	n/a	40°
FNV	50	12	6,000	3,050	n/a	55°
EYF	71	12	4,000	3,050	n/a	15°
EYJ	71	12	4,000	3,050	n/a	25°
EYC	71	12	4,000	3,050	n/a	40°
EYF	75	12	3,500	3,000	n/a	12°
EYJ	75	12	3,500	3,000	n/a	24°
EYC	75	12	3,500	3,000	n/a	39°

L&E		FTB	20	12	3,000	2,900	n/a	22°
		FTC	20	12	3,500	2,900	n/a	35°
		FTD	20	12	3,500	2,900	n/a	45°
		FTE	35	12	3,000	2,900	n/a	20°
		FTF	35	12	3,500	2,900	n/a	36°
		FTH	35	12	3,500	2,900	n/a	45°
L&E		EHM	300	120	2,000	2,950	5,900	clear
		EHZ	300	120	2,000	2,950	5,770	Frost
		FCL	500	120	2,000	3,000	10,000	Clear
		FCZ	500	120	2,000	3,000	10,700	Frost
		FDL	500	120	400	3,200	13,000	Clear
		FDN	500	120	400	3,200	12,800	Frost
		FCM/HIR	650	120	400	3,275	26,400	Clear
		EJG	750	120	400	3,200	20,600	Clear
		EMD	750	120	400	3,200	19,500	Frost
L&E		EHM	300	120	2,000	2,950	5,900	Clear
		EHZ	300	120	2,000	2,950	5,770	Frost
		FCL	500	120	2,000	3,000	10,000	Clear
		FCZ	500	120	2,000	3,000	10,700	Frost
		FDL	500	120	400	3,200	13,000	Clear
		FDN	500	120	400	3,200	12,800	Frost
L&E		HX400	400	120	300	3,200	10,000	n/a
		EHD	500	120	2,000	3,000	10,600	n/a
		EHC	500	120	300	3,200	13,000	n/a
		FLK	575	120	300	3,200	16,500	n/a
		FLK/LL	575	120	2,000	2,950	12,800	n/a
		HP600	575	120	300	3,200	15,500	n/a
High End	AF-1000 Strobe (Discontinued)	HES-SO-1						

EC-1 (Discontinued)

Phillips MSD 575

Emulator (Discontinued)
 Cyberlight (Discontinued)
 Cyberlight CX (Discontinued)
 Cyberlight SV (Discontinued)
 Intellabeam (Discontinued)
 Studio Color 575
 Studio Spot 575 (Discontinued)
 Technobeam (now STRONG)
 Studio Spot 250 (Discontinued)
 Studio Color 250 (Discontinued)
 TechnoPro (Discontinued)
 TechnoRay (Discontinued)

HES HOLL-1000
 Phillips MSR 1200/2
 Phillips MSR 1200/2
 Phillips MSR 1200/2
 Phillips MSR 700
 Phillips MSR 575/2
 Phillips MSR 575/2
 Phillips MSD 250/2
 Phillips MSD 250/2
 Phillips MSD 250/2
 Phillips MSD 250/2
 Phillips MSD 250/2
 Phillips MSD 250/2

Trackspot (Discontinued)		QT-8500								
Colortran	5/50 Ellipsoidal 5, 10, 15, 20, 30, 40, 50 Degree Units (Discontinued)	FEL	1,000	120	300	3,200	n/a	n/a		
		EHG	750	120	500	3,200	n/a	n/a		
		EHF	750	120	2,000	3,000	n/a	n/a		
		EHC	500	120	500	3,200	n/a	n/a		
		EHD	500	120	2,000	3,000	n/a	n/a		
		FLK/HX600	575	115	300	3,200	n/a	n/a		
		HX601	575	115	2,000	3,050	n/a	n/a		
		FEP	1,000	220	250	3,200	n/a	n/a		
Colortran	5/50 Ellipsoidal Zoom 15-35 Degree (Discontinued)	FEL	1,000	120	300	3,200	n/a	n/a		
		EHG	750	120	500	3,200	n/a	n/a		
		EHF	750	120	2,000	3,000	n/a	n/a		
		EHC	500	120	500	3,200	n/a	n/a		
		EHD	500	120	2,000	3,000	n/a	n/a		
		FLK/HX600	575	115	300	3,200	n/a	n/a		
		HX601	575	115	2,000	3,050	n/a	n/a		
		FEP	1,000	220	250	3,200	n/a	n/a		
Colortran	Mini Ellipse 50, 40, 30 Degree Units									
Colortran	Mini Zoom	EVR	500	120	n/a	n/a	n/a	n/a		
Colortran	Far Cyc	FGT	1,500	120	400	3,200	n/a	n/a		
		FFT	1,000	120	500	3,200	n/a	n/a		
Colortran	Cyc Strip	EJD	500	120	10,000	2,900	n/a	n/a		
		FHM	1,000	120	500	3,200	n/a	n/a		
		FDN	500	120	500	3,200	n/a	n/a		
		EMD	750	120	500	3,200	n/a	n/a		
Colortran	1KW Television Fresnel 1KW Studio Fresnel	EGT	1,000	120	250	3,200	n/a	n/a		
		EGR	750	120	200	3,200	n/a	n/a		
		EGN	500	120	100	3,200	n/a	n/a		
Colortran	2KW Television Fresnel 2KW Studio Fresnel	CYX	2,000	120	200	3,200	n/a	n/a		
		CXZ	1,500	120	200	3,200	n/a	n/a		
		CYV	1,000	120	100	3,200	n/a	n/a		
Colortran	5KW Studio Fresnel	DPY	5,000	120	500	3,200	n/a	n/a		
Colortran	Mini Soft Lite	EJD	500	120	10,000	2,900	n/a	n/a		
		FCM	1,000	120	500	3,200	n/a	n/a		
Colortran	1KW/4KW Soft Lite	EJD	500	120	10,000	2,900	n/a	n/a		
		FCM	1,000	120	500	3,200	n/a	n/a		
Colortran	1KW Focusing Scoop	EGC	500	120	250	3,200	n/a	n/a		
		EGE	500	120	2,000	3,200	n/a	n/a		
		EGF	750	120	250	3,200	n/a	n/a		
		EGJ	1,000	120	400	3,200	n/a	n/a		
		DEB	500	120	800	2,850	n/a	n/a		
		DNS	500	120	200	2,950	n/a	n/a		
		DNT	750	120	200	3,000	n/a	n/a		
		DNV	1,000	120	200	3,050	n/a	n/a		
		Colortran	2KW Focusing Scoop	BWF	2,000	120	750	3,200	n/a	n/a
		Colortran	Broad	EJD	500	120	10,000	3,200	n/a	n/a
FHM	1,000			120	500	3,200	n/a	n/a		
FDN	500			120	500	3,200	n/a	n/a		
EMD	750			120	500	3,200	n/a	n/a		

		EME	800	120	250	3,200	n/a	n/a
Colortran	Set Light	EJD	500	120	10,000	2,900	n/a	n/a
		FHM	1,000	120	500	3,200	n/a	n/a
		FDN	500	120	500	3,200	n/a	n/a
		EDM	750	120	500	3,200	n/a	n/a
Colortran	Mini Broad	FBX	650	120	125	3,200	n/a	n/a
		HER	400	120	2,000	3,200	n/a	n/a
Colortran	Mini Pro	DYG	250	120	25	3,400	n/a	n/a
		EKB	420	120	75	3,200	n/a	n/a
		DYS	600	120	75	3,200	n/a	n/a
		EKD	650	120	25	3,400	n/a	n/a
Strand	SL Coolbeam Spotlights 5, 10, 19, 26, 36, 50 Degree	GLC	575	120	400	3,200	n/a	n/a
		GLA	575	120	1,500	3,100	n/a	n/a
Strand	SL Coolbeam Zoom 15/32, 23/50	GLC	575	120	400	3,200	n/a	n/a
		GLA	575	120	1,500	3,100	n/a	n/a
Strand	SL Architectural Spotlight 19, 26, 36, 50	CDM-T	150	n/a	9,000	3,000	n/a	n/a
		CDM-SA/T	150	n/a	9,000	4,200	n/a	n/a
		CMH	n/a	n/a	6,000	3,000	n/a	n/a
		HIT/G12-3K	n/a	n/a	10,000	3,200	n/a	n/a
		HIT/G12-4K	n/a	n/a	10,000	4,000	n/a	n/a
		BLV 225222	n/a	n/a	6,000	4,200	n/a	n/a
Strand	SL Architectural Zoom	CDM-T	150	n/a	9,000	3,000	n/a	n/a
		CDM-SA/T	150	n/a	9,000	4,200	n/a	n/a
		CMH	n/a	n/a	6,000	3,000	n/a	n/a
		HIT/G12-3K	n/a	n/a	10,000	3,200	n/a	n/a
		HIT/G12-4K	n/a	n/a	10,000	4,000	n/a	n/a
		BLV 225222	n/a	n/a	6,000	4,200	n/a	n/a
Strand	Fresnelite 6" and 8"	BTM	500	120	n/a	n/a	n/a	n/a
		BTN	750	120	n/a	n/a	n/a	n/a
		BTR	1,000	120	n/a	n/a	n/a	n/a
		CP52	1,000	120	n/a	n/a	n/a	n/a
		EGN	500	120	n/a	n/a	n/a	n/a
		EGR	750	120	n/a	n/a	n/a	n/a
		EGT	1,000	120	n/a	n/a	n/a	n/a
		CP40	1,000	120	n/a	n/a	n/a	n/a
		BVT	1,000	120	n/a	n/a	n/a	n/a
		CWZ	1,500	120	n/a	n/a	n/a	n/a
		BVW	2,000	120	n/a	n/a	n/a	n/a
		CYV	1,000	120	n/a	n/a	n/a	n/a
		CXZ	1,500	120	n/a	n/a	n/a	n/a
		CP41	2,000	120	n/a	n/a	n/a	n/a
Strand	Iris (pole operated)	FDB	1,500	120	n/a	n/a	n/a	n/a
		FFT	1,000	120	500	3,200	n/a	n/a
Strand	Coda	FDN	500	120	n/a	n/a	n/a	n/a
Strand	Orion	FHM/Q1000 T3/4	1,000	120	400	3,000	27,300	n/a
Strand	Arturo Softlite							
Strand	Ianebeam Redhead	FDA	400	120	n/a	n/a	n/a	n/a
		FCB	600	120	n/a	n/a	n/a	n/a
		FBX	650	120	n/a	n/a	n/a	n/a
		DXX	800	120	n/a	n/a	n/a	n/a
		DXW	1,000	120	n/a	n/a	n/a	n/a

		P2/35	1,000	120	n/a	n/a	n/a	n/a
Strand	lanebeam Blonde	FER	1,000	120	n/a	n/a	n/a	n/a
		DVV	1,500	120	n/a	n/a	n/a	n/a
		FEY	2,000	120	n/a	n/a	n/a	n/a
		FEX	2,000	120	n/a	n/a	n/a	n/a
Strand	Bambino	FEV	200	120	50	3,200	5,500	n/a
		FRG	500	120	50	3,200	13,000	n/a
Strand	Bambino 650W	FRK	650	120	200	3,200	16,900	n/a
Strand	Bambino 1K & 2K	EGT	1,000	120	250	3,200	28,500	n/a
		CYX	2,000	120	400	3,200	59,000	n/a
Strand	Bambino 5K & 10K	DPY	5,000	120	500	3,200	14,300	n/a
		DTY	10,000	120	300	3,200	290,000	n/a
Strand	HMI 200W Daylight Fresnel	MSR 200	200	n/a	200	5,600	16,000	n/a
Strand	HMI 400W Daylight Fresnel	MSR 400	400	n/a	650	5,600	32,000	n/a
Strand	HMI 575 Daylight Fresnel	MSR 575	575	n/a	1,000	5,600	49,000	n/a
Strand	HMI 1.2K Daylight Fresnel	MSR 1200	1,200	n/a	750	5,600	110,000	n/a
Strand	HMI 2.5K Daylight Fresnel	MSR 2500	2,500	n/a	500	5,600	240,000	n/a
Strand	HMI 4K Daylight Fresnel	MSR 4000	4,000	n/a	500	5,600	380,000	n/a
Strand	HMI 200W Daylight Par	MSR 200	200	n/a	200	5,600	16,000	n/a
Strand	HMI 575w Daylight Par	MSR 575	575	n/a	1,000	5,600	49,000	n/a
Strand	HMI 1.2K Daylight Par	MSR 1200	1,200	n/a	750	5,600	110,000	n/a
Strand	HMI 2.5K Daylight Par	MSR 2500	2,500	n/a	500	5,600	240,000	n/a
Strand	HMI 4K Daylight Par	MSR 4000	4,000	n/a	500	5,600	380,000	n/a
Strand	Studio 1K Fresnel	EGT	1,000	120	250	3,200	28,500	n/a
Strand	Studio 2K Fresnel	CYX	2,000	120	400	3,200	59,000	n/a
Strand	Studio 5K Fresnel	DPY	5,000	120	500	3,200	143,000	n/a
Strand	Leko	FEL	1,000	120				
		EHD	500	120				
		EHG	750	120				
		FKR	650	120				
		CP77	1,000	120				
Strand	LekoLite Spotlight	Q150CL/MC	150	120	2,000	2,900	n/a	
		EHT	250	120	2,000	3,000	n/a	
		Q400CL/MC	400	120	2,000	2,900	n/a	
		JD500	500	220	500	30,000	n/a	
Pheobus	I-Marc	SMR-202 (Ushio, Proprietary)						
Pheobus	UltraQuartz Followspot	ENX	360	120				
		FLE	360	82				
Pheobus	Mighty Arc Followspot	HTI400	400	120	250	5,600	n/a	n/a
Pheobus	Ultra Arc II Followspot	HTI400	400	120	250	5,600	n/a	n/a
Pheobus	Ultra Arc Titan	HMI 1200/Single Ended	1,200	120	750	5,600	n/a	n/a
Lycian	Clubspot (Discontinued)	FLE	360	82	n/a	n/a	n/a	n/a
		ENX						
Lycian	Midget	FEL	1,000	120	n/a	n/a	n/a	n/a
		HX600						
Lycian	Midget HP	MSR575/Single Ended	575	120	1,000	5,600	49,000	n/a
Lycian	Midget 2K (Discontinued)	CYX	2,000	120				
Lycian	SuperArc 400 / 1266	HTI400	400	120	250	5,600	n/a	n/a
Lycian	Starklite / 1271	HMI 1200/Double Ended	1,200	120	n/a	n/a	n/a	n/a

Lycian	Starklite II / 1272	HMI 1200/Single Ended MSR 1200HR/Single Ended	1,200 1,200	120 120	n/a n/a	n/a n/a	n/a n/a	n/a n/a
Lycian	SuperStar / 1275	HMI 1200/WS	1,200	120	n/a	n/a	n/a	n/a
Lycian	SuperStar 1.2	1200 HB	1,200	120	n/a	n/a	n/a	n/a
Lycian	SuperStar 2.5	HMI2500/Double Ended	2,500	120	500	5,600	240,000	n/a
Lycian	1275	HMI1200/Short W/S	1,200	120	n/a			
Lycian	1290 XLT	XBO2000W/HS	2,000	120	n/a			
Lycian	1293 X3K	XBO3000W/HS	3,000	120	n/a			
Lycian	1294 SuperArc 4K	XBO4000W/HS XBO3000W/HS XBO2500W/HS	4,000 3,000 2,500	120 120 120	n/a n/a n/a			
Strong	Trouperette III (Discontinued)	FEL	1,000	120	n/a	n/a	n/a	n/a
Strong	Xenon Trouper	XBO700W/HS	700	120	n/a			
Strong	Roadie 18000	HTI 400/Single Ended	400	120	250	5,600	n/a	n/a
Strong	Super Trouper	XBO2000W/H	2,000	120	n/a			
Strong	Super Trouper II	XBO2000W/HS	2,000	120	n/a			
Strong	Gladiator II	XBO2500W/HS	2,500	120	n/a			
Strong	Gladiator III	XBO3000W/H	3,000	120	n/a			
Arri	150W Fresnel	ESR ESP FEV A1248	100 150 200 150	120 120 120 230	750 1,000 50 50	2,900 2,900 3,200 3,200	n/a n/a n/a n/a	n/a n/a n/a n/a
Arri	300W Plus Fresnel	FKW CP81	300 300	120 220	150 150	3,200 3,200	n/a n/a	n/a n/a
Arri	650W Plus Fresnel	FRK FRG FKW CP89	650 500 300 650	120 120 120 220	150 150 150 150	3,200 3,200 3,200 3,200	n/a n/a n/a n/a	n/a n/a n/a n/a
Arri	1000W Plus Fresnel	EGT EGR CP40	1,000 750 1,000	120 120 220	250 200 200	3,200 3,200 3,200	n/a n/a n/a	n/a n/a n/a
Arri	1000W Studio Fresnel	EGT EGR CP40	1,000 750 1,000	120 120 220	250 200 200	3,200 3,200 3,200	n/a n/a n/a	n/a n/a n/a
Arri	2000W Fresnel	CYX CXZ CYV CP41	2,000 1,500 1,000 2,000	120 120 120 220	300 300 200 400	3,200 3,200 3,200 3,200	n/a n/a n/a n/a	n/a n/a n/a n/a
Arri	2000W Studio Fresnel	CYX CXZ CYV CP41	2,000 1,500 1,000 2,000	120 120 120 220	300 300 200 400	3,200 3,200 3,200 3,200	n/a n/a n/a n/a	n/a n/a n/a n/a
Arri	5000W Fresnel	DPY CP29	5,000 5,000	120 220	500 500	3,200 3,200	n/a n/a	n/a n/a
Arri	5000W Studio Fresnel	DPY CP29	5,000 5,000	120 220	500 500	3,200 3,200	n/a n/a	n/a n/a
Arri	T12 12000W Fresnel	KP120H/120 DTY KP120H/220 CP83	12,000 10,000 12,000 10,000	120 120 220 220	150 300 150 500	3,400 3,200 3,400 3,200	n/a n/a n/a n/a	n/a n/a n/a n/a

Arri	T24 24000w Fresnel	KP240h/220 BCM	24,000 20,000	220 220	150 300	3,400 3,200	n/a n/a	n/a n/a
Arri	ArriSoft 1000	FCM	1,000	120	400	3,200	n/a	Clear
		FHM	1,000	120	400	3,200	n/a	Frosted
		EME	800	220	250	3,200	n/a	Clear
		EMF	800	220	250	3,200	n/a	Frosted
		EJG	750	120	400	3,200	n/a	Clear
		EMD	750	120	400	3,200	n/a	Frosted
		FCM/HIR	650	120	400	3,200	n/a	Clear
Arri	ArriSoft 2000	FCM	1,000	120	400	3,200	n/a	Clear
		FHM	1,000	120	400	3,200	n/a	Frosted
		EME	800	220	250	3,200	n/a	Clear
		EMF	800	220	250	3,200	n/a	Frosted
		EJG	750	120	400	3,200	n/a	Clear
		EMD	750	120	400	3,200	n/a	Frosted
		FCM/HIR	650	120	400	3,200	n/a	Clear
Arri	Mini Flood	FCM	1,000	120	400	3,200	n/a	Clear
		FHM	1,000	120	400	3,200	n/a	Frosted
		EME	800	220	250	3,200	n/a	Clear
		EMF	800	220	250	3,200	n/a	Frosted
		EJG	750	120	400	3,200	n/a	Clear
		EMD	750	120	400	3,200	n/a	Frosted
		FCM/HIR	650	120	400	3,200	n/a	Clear
Arri	Mini Cyc	FCM	1,000	120	400	3,200	n/a	Clear
		FHM	1,000	120	400	3,200	n/a	Frosted
		EME	800	220	250	3,200	n/a	Clear
		EMF	800	220	250	3,200	n/a	Frosted
		EJG	750	120	400	3,200	n/a	Clear
		EMD	750	120	400	3,200	n/a	Frosted
		FCM/HIR	650	120	400	3,200	n/a	Clear
Arri	Ruby 7	Takes 7 Par 64 Lamps / Height of Evil						
Arri	ArriLite 600	DYS	600	120	75	3,200	n/a	n/a
		EKB	420	220	75	3,200	n/a	n/a
		DYG	250	30	15	3,200	n/a	n/a
		DYR	650	220	50	3,200	n/a	n/a
Arri	ArriLite 650	FAD	650	120	100	3,200	n/a	n/a
		FBX	650	120	100	3,200	n/a	n/a
		DXX	800	240	75	3,200	n/a	n/a
Arri	Arrilite 1000	DXW	1,000	120	150	3,200	n/a	n/a
		DXN	1,000	120	50	3,400	n/a	n/a
		P235	1,000	220	150	3,200	n/a	n/a
Arri	Arrilite 2000	FEY	2,000	120	400	3,200	n/a	n/a
		FER	1,000	120	500	3,200	n/a	n/a
		FEX	2,000	240	300	3,200	n/a	n/a
Arri	Compact HMI 125 Fresnel	HMI 125	125	120	n/a	n/a	n/a	n/a
Arri	Compact HMI 200 Fresnel	HMI 200	200	120	n/a	n/a	n/a	n/a
Arri	Compact HMI 575 Fresnel	HMI 575	575	120	n/a	n/a	n/a	n/a
Arri	Compact HMI 1200 Fresnel	HMI 1200	1,200	120	n/a	n/a	n/a	n/a
Arri	Compact HMI 2500 Fresnel	HMI 2500	2,500	120	n/a	n/a	n/a	n/a
Arri	Compact HMI 4000 Fresnel	HMI 4000	4,000	120	n/a	n/a	n/a	n/a
Arri	Compact HMI 6000 Fresnel	HMI 6000	6,000	120	n/a	n/a	n/a	n/a

Arri	Daylight 12/18K	HMI 12000	12,000	120	n/a	n/a	n/a	n/a
		HMI 18000	18,000	120	n/a	n/a	n/a	n/a
Arri	Arrilux 125 Pocket Par	HMI 125	125	120	n/a	n/a	n/a	n/a
Arri	Pocket Par 200	HMI 200	200	120	n/a	n/a	n/a	n/a
Arri	Pocket Par 400	HMI 400	400	120	n/a	n/a	n/a	n/a
Arri	Arrisun 2	HMI 200	200	120	n/a	n/a	n/a	n/a
Arri	Arrisun 5	HMI 575	575	120	n/a	n/a	n/a	n/a
Arri	Arrisun 12 Plus	HMI 1200	1,200	120	n/a	n/a	n/a	n/a
Arri	Arrisun 40/25	HMI 2500	2,500	120	n/a	n/a	n/a	n/a
		HMI 4000	4,000	120	n/a	n/a	n/a	n/a
Arri	Arrisun 60	HMI 6000	6,000	120	n/a	n/a	n/a	n/a
Arri	Arrisun 120	HMI 12000	12,000	120	n/a	n/a	n/a	n/a
Arri	Arri 2X	HMI 200	200	120	n/a	n/a	n/a	n/a
Arri	Arri X5	HMI 575	575	120	n/a	n/a	n/a	n/a
Arri	Arri X12	HMI 1200	1,200	120	n/a	n/a	n/a	n/a
Arri	Arri X40/25	HMI 2500	2,500	120	n/a	n/a	n/a	n/a
		HMI 4000	4,000	120	n/a	n/a	n/a	n/a
Arri	Arri X60	HMI 6000	6,000	120	n/a	n/a	n/a	n/a
Selecon	Acclaim Fresnel 6 - 60	FRE	650	120	500	3,200	n/a	n/a
		FRK	650	120	200	3,200	n/a	n/a
Selecon	Acclaim PC 4 - 64	FRE	650	120	500	3,200	n/a	n/a
		FRK	650	120	200	3,200	n/a	n/a
Selecon	Acclaim Zoomspot	FRE	650	120	500	3,200	n/a	n/a
		FRK	650	120	200	3,200	n/a	n/a
Selecon	Acclaim Axial Zoom 18 - 34, 24 - 44	GKC	575	115	400	3,200	15,500	n/a
		GLA	575	115	1,500	3,200	13,500	n/a
Selecon	Acclaim Cyc	FCL	500	120	2,000	3,200	11,000	Clear
		FDN	500	120	2,000	3,200	11,000	Frosted
		EHM	300	120	2,000	3,200	5,900	Clear
Selecon	Acclaim Flood	FCL	500	120	2,000	3,200	11,000	Clear
		FDN	500	120	2,000	3,200	11,000	Frosted
		EHM	300	120	2,000	3,200	5,900	Clear
Selecon	7" HP Fresnel 7 - 56	BTN	750	120	500	3,200	17,000	n/a
		BTR	1,000	120	250	3,200	27,500	n/a
Selecon	6" Compact Fresnel 7 - 50	BTN	750	120	500	3,200	17,000	n/a
		BTR	1,000	120	250	3,200	27,500	n/a
Selecon	7" HP Fresnel 4.5 - 62	BTN	750	120	500	3,200	17,000	n/a
		BTR	1,000	120	250	3,200	27,500	n/a
Selecon	6" Compact Fresnel 5 - 60	BTN	750	120	500	3,200	17,000	n/a
		BTR	1,000	120	250	3,200	27,500	n/a
Selecon	Arena HP 10" Fresnel 8 - 60	CYX	2,000	120	400	3,200	54,000	n/a
Selecon	Arena 8" Theatre Fresnel 7-60	CYX	2,000	120	400	3,200	54,000	n/a
Selecon	Arena PC 4.5 - 60	CYX	2,000	120	400	3,200	54,000	n/a
Selecon	Aurora Cyc	FFT	1,000	120	400	3,200	26,450	Clear
		FGV	1,000	120	400	3,200	25,700	Frosted
Selecon	Aurora Flood	FFT	1,000	120	400	3,200	26,450	Clear
		FGV	1,000	120	400	3,200	25,700	Frosted
Selecon	Aurora Groundrow	FFT	1,000	120	400	3,200	26,450	Clear
		FGV	1,000	120	400	3,200	25,700	Frosted

Selecon	Pacific 5.5-13, 12-18,23-50 Zoom 20,30,40,50, 90 Fixed Beam	GLC	575	115	400	3,200	15,000	Blue Handle		
		GLA	575	115	1,500	3,200	13,500	Blue Handle		
		Not Specified	750	115	400	3,200	18,600	Blue Handle		
		GAC	1,000	115	250	3,200	27,000	Red Handle		
		MSR575HR	575	120	750	6,000	49,000	MSR Version		
		MSR 575/2	575	120	700	5,600	49,000	MSR Version		
		MSR 575	575	120	2,000	5,600	46,000	MSR Version		
		CDM-T 150w/830	150	120	12,000	3,000	14,000	CDM Arch.		
		CDM-T 150w/942	150	120	12,000	4,200	14,000	CDM Arch.		
		CDM-T 70w/830	70	120	12,000	3,000	6,600	CDM Arch.		
		CDM-T 70w/942	70	120	12,000	4,200	6,600	CDM Arch.		
		Mole	In Betweenie	FVL	200	120	200	3,200	n/a	n/a
				FVM	100	120	200	3,200	n/a	n/a
Mole	Betweenie	FKW	300	120	200	3,200	n/a	n/a		
		FSK	300	120	150	3,200	n/a	n/a		
Mole	Tweenie II	FRK	650	120	200	3,200	n/a	n/a		
		FRL	650	220	150	3,200	n/a	n/a		
		FRM	650	240	150	3,200	n/a	n/a		
		FRG	500	120	150	3,200	n/a	n/a		
		FRH	500	220	150	3,200	n/a	n/a		
		FRJ	500	240	150	3,200	n/a	n/a		
		FKW	300	120	200	3,200	n/a	n/a		
		FSK	300	240	150	3,200	n/a	n/a		
Mole	6" Baby Solarspot	EGT	1,000	120	250	3,200	n/a	n/a		
		EGR	750	120	200	3,200	n/a	n/a		
		EGN	500	120	100	3,200	n/a	n/a		
Mole	8" Junior Solarspot	CYX	2,000	120	250	3,200	n/a	n/a		
		CXZ	1,500	120	300	3,200	n/a	n/a		
		CYV	1,000	120	200	3,200	n/a	n/a		
Mole	10" Junior Solarspot	CYX	2,000	120	250	3,200	n/a	n/a		
		CXZ	1,500	120	300	3,200	n/a	n/a		
		CYV	1,000	120	200	3,200	n/a	n/a		
Mole	14" Senior Solarspot	DPY	5,000	120	500	3,200	n/a	n/a		
Mole	20" Tener Spot	DTY	10,000	120	300	3,200	n/a	n/a		
		GE/KOTO	12,000	120	300	3,200	n/a	n/a		
Mole	"Big Eye" Tener Spot	DTY	10,000	120	300	3,200	n/a	n/a		
		GE/KOTO	12,000	120	300	3,200	n/a	n/a		
Mole	20k/24k Molequartz Solarspot	KP200	20,000	208	300	3,200	n/a	n/a		
		KP200	20,000	220	300	3,200	n/a	n/a		
		KP200	20,000	240	300	3,200	n/a	n/a		
		KOTO24K	24,000	220	300	3,200	n/a	n/a		
		KOTO24K	24,000	240	300	3,200	n/a	n/a		
Mole	1K Baby-Baby	EGT	1,000	120	250	3,200	n/a	n/a		
		EGR	750	120	200	3,200	n/a	n/a		
		EGN	500	120	100	3,200	n/a	n/a		
Mole	2K Baby Junior	CYX	2,000	120	250	3,200	n/a	n/a		
		CXZ	1,500	120	300	3,200	n/a	n/a		
		CYV	1,000	120	200	3,200	n/a	n/a		
Mole	5K Baby Senior	DPY	5,000	120	500	3,200	n/a	n/a		
Mole	10K Baby Tener	DTY	10,000	120	300	3,200	n/a	n/a		
Mole	200W Tiny Mole	ESS	250	120	2,000	2,950	n/a	n/a		

		FEV	200	120	50	3,200	n/a	n/a
		FEV	200	220	100	3,200	n/a	n/a
		ESP	150	120	1,000	2,900	n/a	n/a
		ESR	100	120	750	2,850	n/a	n/a
Mole	200W Mini Mole	ESS	250	120	2,000	2,950	n/a	n/a
		FEV	200	120	50	3,200	n/a	n/a
		FEV	200	220	100	3,200	n/a	n/a
		ESP	150	120	1,000	2,900	n/a	n/a
		ESR	100	120	750	2,850	n/a	n/a
Mole	200W Midget Solarspot	ESS	250	120	2,000	2,950	n/a	n/a
		FEV	200	120	50	3,200	n/a	n/a
		FEV	200	220	100	3,200	n/a	n/a
		ESP	150	120	1,000	2,900	n/a	n/a
		ESR	100	120	750	2,850	n/a	n/a
Mole	1000W Baby Solarspot	EGT	1,000	120	250	3,200	n/a	n/a
		EGR	750	120	200	3,200	n/a	n/a
		EGN	500	120	100	3,200	n/a	n/a
Mole	2000W Junior Solarspot	CYX	2,000	120	250	3,200	n/a	n/a
		CXZ	1,500	120	300	3,200	n/a	n/a
		CYV	1,000	120	200	3,200	n/a	n/a
Mole	6" Baby Molepole	EGT	1,000	120	250	3,200	n/a	n/a
		EGR	750	120	200	3,200	n/a	n/a
		EGN	500	120	100	3,200	n/a	n/a
Mole	8" Baby Molepole	CYX	2,000	120	300	3,200	n/a	n/a
		FKK	2,000	220	400	3,200	n/a	n/a
		CXZ	1,500	120	325	3,200	n/a	n/a
		CYV	1,000	120	200	3,200	n/a	n/a
Robert Juliat	Lutin 306 Series Spotlight	EHF	750	120				
		BTN	750	120				
		FEL	1,000	120				
		BTR	1,000	120				
Robert Juliat	Lutin 310 Series Spotlight	EHF	750	120				
		BTN	750	120				
		FEL	1,000	120				
		BTR	1,000	120				
Robert Juliat	Lutin 329 Series Spotlight	CP92 G22	2,000	230				
		CYX	2,000	120				
Robert Juliat	Lutin 325 Series Spotlight	CP92 G22	2,000	230				
		CYX	2,000	120				
Robert Juliat	600 Series Spotlight	BTR	1,000	120				
Robert Juliat	700 Series Spotlight	CP92 G22	2,000	230				
		CYX	2,000	120				
Robert Juliat	Quincy Spotlight	MSR 575 HR	575	120				
Robert Juliat	Athos/Minstral	MSD 1200	1,200	120				
		MSR 1200	1,200	120				
		HMI 1200	1,200	120				
Robert Juliat	D'Artagnan	MSR 2500/SE	2,500	120				
Robert Juliat	Cricket	BTR	1,000	120				

Robert Juliat	Ginger	CP92 G22 / CYX	2,000	120
Robert Juliat	Alex	CP92 G22 / CYX	2,000	120
Robert Juliat	Buxie	MSR 575 HR	575	120
Robert Juliat	Manon	MSR 1200	1,200	120
Robert Juliat	Topaze	MSD 1200	1,200	120
		MSR 1200	1,200	120
Robert Juliat	Lucy	HMI 1200 W/GS HR	1,200	120
Robert Juliat	Super Korrigan	HMI 1200 W/GS HR	1,200	120
Robert Juliat	Heliose	MSR 2500W/SE	2,500	120
Robert Juliat	Ivanhoe	MSR 2500W/SE	2,500	120
Robert Juliat	Aramis	HMI 2500W/S HR	2,500	120
Robert Juliat	Cyrano	HMI 2500W/S HR	2,500	120